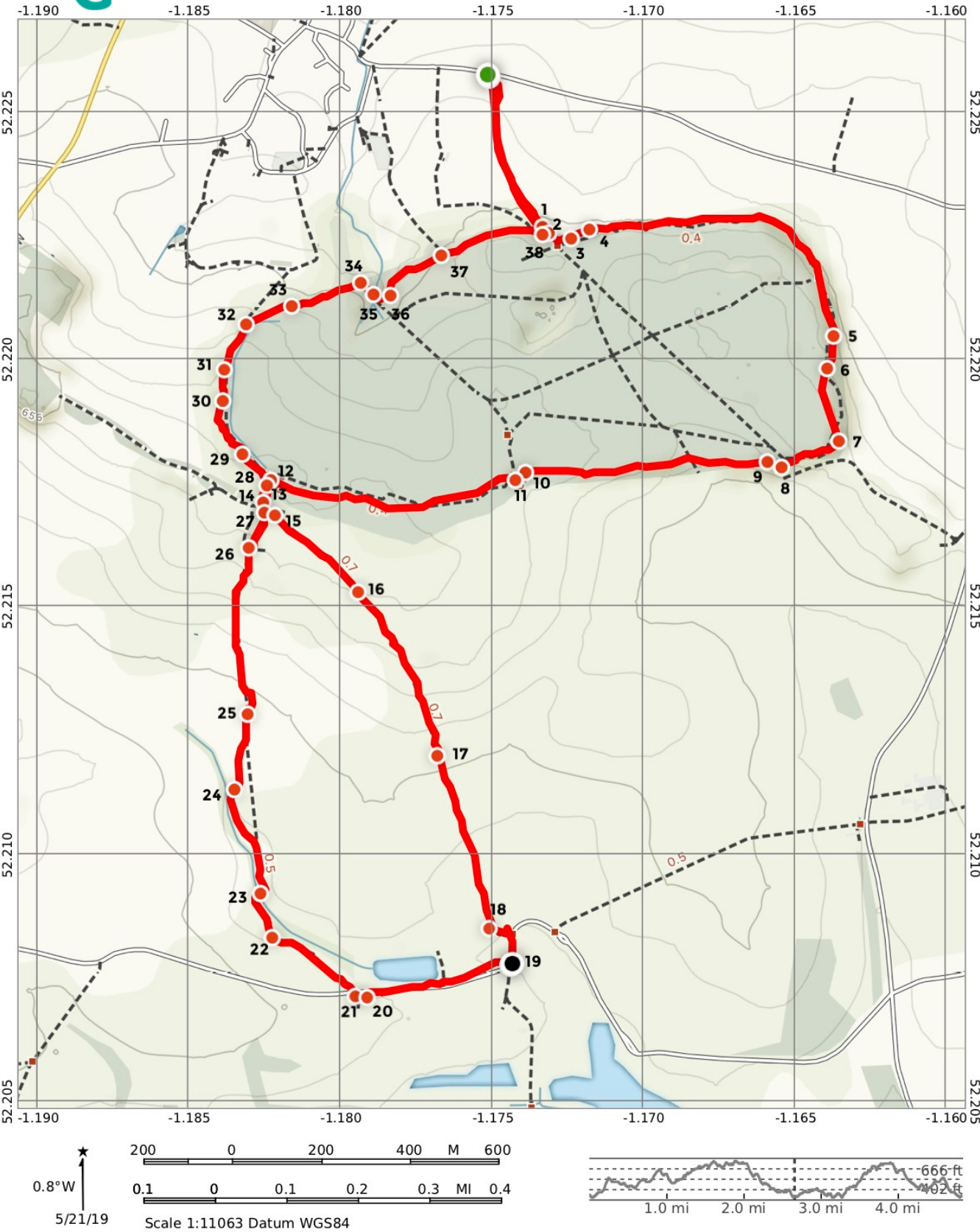




BADBY AND FAWSLEY DOUBLE LOOP



BADBY AND FAWSLEY DOUBLE LOOP



DISTANCE

4.8 m / 7.72 km



ELEVATION

669 ft



CALCULATED TIME

Approx 2hrs



DIFFICULTY

Challenging

BADBY VILLAGE

<https://badbyvillage.com/>

FAWSLEY CHURCH

<https://www.fawsleychurch.org.uk/>

This is a very scenic route that includes the wonderful Badby Woods (amazing bluebells in May!) and amazing vista's over the Fawsley Estate. Be aware that there are some steep climbs both inside the woods and on the escarpment, but it is worth the cardio workout!

PHOTO CHALLENGE:

Your photo challenge, should you choose to accept it, is to capture a picture of the amazing ant hills (clue: Near Fawsley Hall).



For each Adventure Geek walk we will challenge you to take a photo and upload to Facebook, Twitter or Instagram using the hashtag #AGPhotoChallenge.



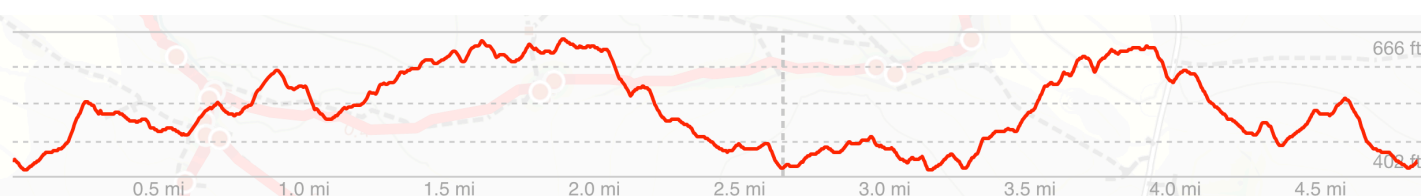
Watch the scope video at

adventuregeek.co.uk/YouTubeBadby



Download to Alltrails app:

adventuregeek.co.uk/AlltrailsBadby



BADBY AND FAWSLEY DOUBLE LOOP



1. Parking at the small car park on Chapel Lane, Badby. NN11 3AQ (free parking), go through the kissing gate and head towards the woods.



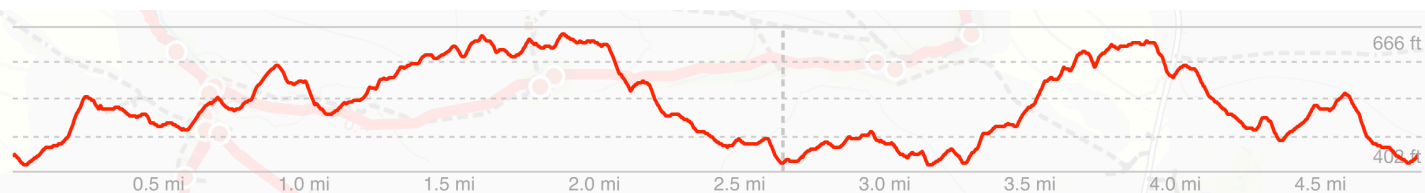
2. Go through the gate and follow the path to the left.



3. Take the path to the left. Bear in mind that you are walking the perimeter of the woods (see map).



4. Take the fork to the left, with the woods perimeter on the left hand side.



BADBY AND FAWSLEY DOUBLE LOOP



5. Keep to the perimeter of woods (I will mention this a few times).



6. You will clamber over a few fallen trees, and then the incline starts. Fill your lungs with oxygen and dig deep! Remember to always take the left track.



7. Keep to the wider track with open fields visible through the trees on your left.



8. At the top of the hill follow the path round to the right and start a decline



9. You may be tempted to stay on the big wide track, but please take a left turn and continue with the open views to your left (you will soon see the remains of the Dowers House).

BADBY AND FAWSLEY DOUBLE LOOP



10. The Dower House is on your left if you peer through the trees. Continue on the footpath.



11. At the fork take a left keeping to the perimeter



12. At the big dead tree be careful going down the steep decline then take the fork to the left.



13. Follow the arrow and signs for the Knightley Way on your left. Get ready for a small but steep incline.



14. Through the double kissing gates and follow the path straight ahead and look for the big round Knightley Way Disc Sign in the distance.

BADBY AND FAWSLEY DOUBLE LOOP



15. 2 miles in! Head for the little tree in the middle.



16. Check out those views! Follow the Knightley Way signs.



17. Pass through the wonky kissing gate



18. Make your way through the kissing gate and take the road to the right. You are heading towards Fawsley Church.,



19. OPTIONAL: Take a look at the church and loop back onto the road. The church is open everyday during the summer months.

BADBY AND FAWSLEY DOUBLE LOOP



20. The fabulous Fawsley Hall is on your left with the beautiful lake on the right. Continue along the road for a short distance.



21. 3 miles! You are now starting the loop back to the woods. Through the kissing gate and cross the field.



22. Turn right and quickly walk over to the gate towards your right. It is not far. There are often cows in this field, so be wary, especially if you have a dog with you.



23. Go through the double kissing gate and bear far left.



24. As you round the bend/hump look out for the kissing gate with footpath sign to your right.,

BADBY AND FAWSLEY DOUBLE LOOP




25. Careful of the boards on the ground!! Pete fell over! The path goes diagonal left, up!



26. DO NOT cross the cattle grid but continue up the hill (Sorry).



27. Back through the kissing gate and turn right into Badby Woods.



28. Straight on and follow the path as it leads you to the left perimeter



29. Pass the fairies meeting place on your left.

BADBY AND FAWSLEY DOUBLE LOOP



30. 4 miles!



31. The path bends round to the right. Check the church in the background it looks very pretty (but please stay in the woods)



32. Turn right and keep in the woods.



33. Keep left.



34. You will see a footbridge on your left, but continue right, into the woods. You are not far now.

PS – I have no idea what these two were looking at when I took this photo!

BADBY AND FAWSLEY DOUBLE LOOP



35. Over the drain pipe and keep left.



36. Up the little hill, turn left..



37. Straight on at the crossroads



38. You made it! When you reach the gate go back through the kissing gate and you will see your car in the car park in the distance.

